

LANGRIDGE — HOMES —

Your Choices



24.1.24



LANGRIDGE — HOMES —

YOUR HOME, CHOSEN BY YOU, READY TO MOVE INTO.

At Langridge Homes we understand everyone would like their choices to create a home unique to themselves, that's why Your Choices was created.

Giving your home that extra special touch makes new home buying even better than ever and means that when you move in, all of your unique choices will have been taken care of for you. Then all you have to do is sit back and enjoy the comforts of your new home from day one.

You can reflect your personal style by selecting choices such as carpets, kitchens, wardrobes and upgrades to appliances. Our experienced Sales Advisors will be on hand to help and guide you on how best to turn your vision into a reality.

Your Choices will complement the high-quality finish to your new Langridge Home, and our range of stylish choices will inspire you to create your perfect look for your new home, the best bit is all your choices will be ready for you from the moment you collect your keys.

STANDARD KITCHEN SPECIFICATION

Create your own standard kitchen

All house types come with a standard specification. Included in the specification and in this section are:

Kitchens, Sinks, Taps, Appliances, Tiles,
Wardrobes (if included in the house type).

KITCHEN

● CREATE YOUR OWN KITCHEN

Complete your new dream home by creating your kitchen in your own unique style. Langridge Homes offer three choices of kitchen in the standard range. Select your door frontals, drawer and door handles, as well as a choice of stunning worktops. Your Sales Advisor will let you know what is available for your new home.

The Harvard Kitchen

Colours available include: Hunters Green, Pebble and Charcoal.

The Alta Kitchen

Colours available include: Gloss Pearl Grey, Gloss Pure White, Gloss Dusk Grey, Matt Anthracite.



THE HARVARD



THE ALTA



THE PLAZA

The Plaza Kitchen

Colours available include: Porceline, Cobble Grey and Cashmere

Worktops

There are a number of worktops available to choose from, illustrated below are just some of them, ask your Sales Advisor to show you more samples which include Artic Marble, Grey Terazzo, Premium Silver Oak. If you would like to upgrade to a 22mm worktop please see page 14 for costings.



Chalet Oak



Cinnamon



Concrete



Copper Slate



Venus Marble

Handles

There are a number of handles available to choose from for your kitchen, illustrated below are just some of them. Speak to your Sales Advisor to find out which handles are available with which door.



HPK671



HPK643



HPK445



HPK630



HPK794



HPK795



HPK858

All handles to be fitted horizontal and central to drawers, and vertical on opening side of cupboard doors.

STANDARD KITCHEN SPECIFICATION

Sink & Taps

As standard we fit a Granite Composite 1.5 bowl in the kitchen, this comes in:

Anthracite or White.



Please note if you are buying a V1 or VA House Type you can choose a 1.0 bowl in either Anthracite or White.

If there is a Utility area in the kitchen as standard we fit a Stainless Steel 1.0 bowl.

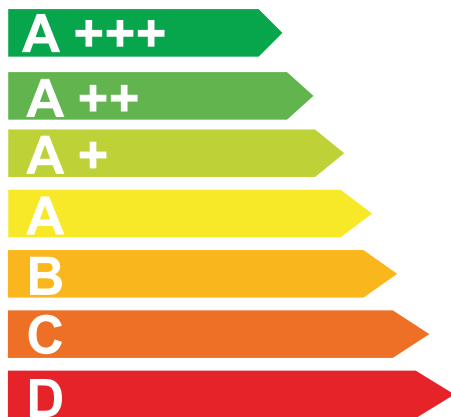
Our standard kitchen tap is the Blanco Spirex Monobloc tap as shown. The tap for the utility area is the Blanco Fleet single lever tap.

KITCHEN

● APPLIANCES

Energy Efficiency Class Chart

Where A+++ is the most energy efficient and D the least energy efficient



INDESIT
60cm Chimney Hood
CDA
60cm Chimney Hood Black

Featuring lighting and a carbon filter, this chimney style hood is stylish in stainless steel.

Energy Efficiency Rating D



SPLASHBACK
60cm Stainless steel splashback

Hygienic and durable this is ideal for those who do a lot of cooking.

Energy performance labelling is correct at the time of going to press. Please be aware that there may be changes to the legislation governing appliance energy performance labels, which is beyond the control of Langridge Homes. Customers should satisfy themselves that they have the correct information when choosing an appliance. Current regulations for cooking hobs are not given energy efficiency ratings. All images are for illustrative purposes only and reference numbers in this brochure are correct at the time of going to print. Prices are subject to change. Availability of all items is subject to stage of construction. All prices include VAT where applicable.



INDESIT
60cm 4 ring gas hob

Featuring 4 burners, cast iron pan supports and automatic ignition.



INDESIT
Integrated 70/30 Fridge
Freezer

273 litre capacity holds up to 15 bags of food and has a salad crisper drawer.

Energy Efficiency Rating A+



INDESIT
60cm Built-Under/built-in
Single Fan Oven

66 Litre capacity with enamel coating.

Energy Efficiency Rating A



INDESIT
60cm Dishwasher

This 13 place setting has a fast and clean cycle as well as a one push start daily load cycle. (only available on 4/5 bed houses)

Energy Efficiency Rating A+

STANDARD BATHROOM SPECIFICATION

BATHROOM

● TILES, GROUT, TRIM

Complete your new dream bathrooms by choosing the tiles you want. As standard, tiles are fitted half wall tiled to sink and toilet walls and full to bath or shower. In the cloakroom you can choose your splashback and window cill. Your Sales Advisor will help you select your tiles. See your Sales Advisor who will be able to show you samples of all the tiles.

Tiles



Atrium Portifino Wave



Atrium Portifino White



Atrium Rimini



Atrium Rimini Cube Classic White



Select Bianco



Select Crema



Select Nebbia Light Grey



Planetstone Light Grey




Planetstone White




Planetstone Beige



Planetstone Dark Grey



Planetstone Greige



Choice Light



Choice Light Relief

Trim

All standard tile trims are PVC and come in the following colours:

PVC White

PVC Soft Cream

PVC Grey

PVC Black

Grout

All colours come in the standard range. See the Sales Advisor for colours.

STANDARD BEDROOM CHOICES



DUSK RANGE

BEDROOM

- HINGED DOOR WARDROBES
- GLIDE SLIDING DOOR WARDROBES

Hinged Front Frame

Some house types come with a standard wardrobe. The Dusk range is an ultra-contemporary design style suitable for the modern home.

The Dusk range comes in the following colours:- Matt Cashmere or Matt Porcelain and the Dawn range comes in Matt Grey Walnut.

Your Sales Advisor will be able to help you with your choices and advise if your property type has a wardrobe.

Glide Sliding Door

The Dusk sliding door range is suitable for any modern home.

The Dusk range comes in the following colours:- Matt Cashmere or Matt Porcelain.

Your Sales Advisor will be able to help you with your choices and advise if your property type has a wardrobe.

Handles

There are a number of different handles to choose from, please see page 37 for handle choices.

KITCHEN UPGRADE CHOICES



KITCHEN

● CREATE YOUR OWN KITCHEN

Create your own kitchen

Complete your new dream home by creating your kitchen in your own unique style. Langridge Homes offer a number of upgraded choices, which may differ from the standard range. Select your door frontals, drawer and door handles as well as a choice of stunning worktops. Your Sales Advisor will let you know what is available as an upgrade for your new home.

The upgraded kitchen choices available are the New York, Princeton and Urban and come in a number of colour choices.



THE NEW YORK RANGE



Photos are for illustrative purposes only.

THE NEW YORK

The New York kitchen range is a perfect addition to any home. It has a subtle handleless style with an integrated 'j-pull' handle which creates a contemporary linear look.

Colours available include: Matt Anthracite, Gloss Pearl Grey, Gloss White and Gloss Dusk Grey.



The Cranbrook kitchen range is a shaker style kitchen and is famed for its simplicity and lets you achieve this look with ease. The versatility of the shaker design means it looks great in painted style and provides simple beauty.

Colours available include: Coble Grey, Sage, Ivory, Stone and Platinum.

THE CRANBROOK



THE URBAN



Concrete



Grey Walnut



Indigo

The Urban range will make a statement in your kitchen. From the softer tones of Grey Walnut to the contemporary style of concrete.

Colours available include: Grey Walnut, Concrete, Indigo Blue.

Handles

There are a number of handles available to choose from for your kitchen, illustrated below are just some of them. Speak to your Sales Advisor to see which handles go with which door.



HPK671



HPK643



HPK445



HPK630



HPK794



HPK795



HPK858

All handles to be fitted horizontal and central to drawers, and vertical on opening side of cupboard doors.

Worktops

There are a number of worktops available to upgrade to, these include Granite, Silestone and Earthstone all easy to clean. See your Sales Advisor for further advice on these choices.

You can also upgrade from a 40mm standard square edge worktop to a 22mm worktop depth in the following colours.

Marble Blanco, Pearl Granite, Cloudy Cement (40mm) Concrete (22mm), Antique Steel, Antique Bronze and Brazillia.

We also provide the following worktops and a quote can be obtained on request:

Earthstone, Quartz, Silestone Granite worktops

Sinks

Adopt a neutral interior with a granite composite 1.5 or 1.0 bowl in Anthracite or White, that comes with a plug.

Upgrade your Utility Sink to a granite composite sink.

(CODE 805) 1.5 Bowl

(CODE 805A) 1.0 Bowl XL

(CODE 806) 1.0 Bowl



Taps

Add a touch of class by upgrading to a tap from our choices range, any of which would enhance the style of your sink.



The Linus-S tap compliments the composite sink and comes in Alumetalic, Anthracite, Jasmin, Black and White colours.



The Ellipse tap is a flexible mixer tap with a spray rinse feature.



The ISE Hot and Cold tap provides instant hot and cold filtered water and is designed to supplement a standard mixer tap. Costs includes socket and fitting.



The Vicus tap is a monoblock mixer tap.

Utility room upgrades only available where a Utility room is featured in the house type layout. Please see your Sales Advisor for exact details.

Upgrade your Sink taps to one of the following taps.

(CODE 801) Linus S

(CODE 802) Ellipse

(CODE 803) ISE Hot & Cold Tap inc. fitting

(CODE 804) Vicus



KITCHEN UPGRADE CHOICES



APPLIANCES

- **EXTRACTORS**
- **HOBS**

Energy Efficiency Class Chart

Where A+++ is the most energy efficient and D the least energy efficient



Extractors



BOSCH
60cm Chimney Hood

Upgrade to Bosch 60cm Chimney Hood in stainless steel (in lieu of a Luxair chimney style hood).
Energy Efficiency Rating D

(CODE 101)



ZANUSSI
60cm Chimney Hood

Upgrade to Zanussi 60cm Chimney Hood in stainless steel (in lieu of a Luxair chimney style hood).
Energy Efficiency Rating D

(CODE 102)

Energy performance labelling is correct at the time of going to press. Please be aware that there may be changes to the legislation governing appliance energy performance labels, which is beyond the control of Langridge Homes. Customers should satisfy themselves that they have the correct information when choosing an appliance. Current regulations for cooking hobs are not given energy efficiency ratings. All images are for illustrative purposes only and reference numbers in this brochure are correct at the time of going to print. Prices are subject to change. Availability of all items is subject to stage of construction. All prices include VAT where applicable.



ZANUSSI
60cm Straight Glass Hood
Stainless Steel

Upgrade to a stainless steel straight glass hood with LED lighting (in lieu of a Luxair chimney style hood).

Energy Efficiency Rating D

(CODE 103)



BOSCH
60cm Straight Glass Hood

Upgrade to a Bosch straight glass stainless steel hood with LED lighting (in lieu of Luxair chimney style hood).

Energy Efficiency Rating D

(CODE 104)



LUXAIR
90cm Chimney Hood
Stainless Steel
CDA

90cm Chimney Hood Black

Upgrade to a 90cm stainless steel hood with LED lighting (in lieu of 60cm chimney style hood).

Energy Efficiency Rating D

(CODE 106) St/St
(CODE 106A) Black



BOSCH
90cm Chimney Hood

Upgrade to 90cm stainless steel hood with LED lighting (in lieu of 60cm chimney style hood).

Energy Efficiency Rating C

(CODE 107)



ZANUSSI
90cm Chimney Hood

Upgrade to 90cm stainless steel hood with LED lighting (in lieu of 60cm chimney style hood).

Energy Efficiency Rating C

(CODE 108)



LUXAIR
90cm Straight Glass Hood
Stainless Steel

Upgrade to a 90cm straight glass stainless steel hood with LED lighting (in lieu of a 60cm chimney style hood).

Energy Efficiency Rating D

(CODE 109)



BOSCH
90cm Straight Glass Hood

Upgrade to Bosch 90cm straight glass stainless steel hood with LED lighting (in lieu of a 60cm chimney style hood).

Energy Efficiency Rating D

(CODE 110)



ZANUSSI
90cm Glass Hood

Upgrade to Zanussi 90cm glass stainless steel hood with LED lighting (in lieu of a 60cm chimney style hood).

Energy Efficiency Rating C

(CODE 111)



CDA
60cm Straight Glass Black Hood

Upgrade to a 60cm or 90cm straight glass black hood with LED lighting (in lieu of a 60cm chimney style hood).

Energy Efficiency Rating D

(CODE 111) BLK60

Hobs



BOSCH
4 Ring Gas Hob Stainless Steel

Upgrade your standard gas hob to a Bosch 4 burner gas hob, with cast iron pan supports and integrated ignition.

(CODE 201)



ZANUSSI
4 Ring Gas Hob Stainless Steel

Upgrade to a Zanussi 4 burner gas hob, with pan supports (in lieu of your standard hob).

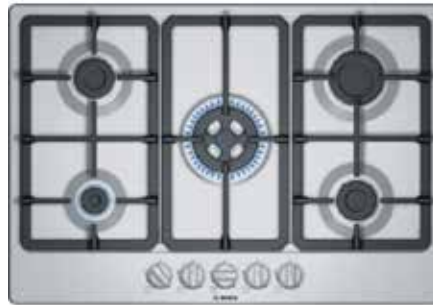
(CODE 202)



INDESIT
75cm Gas Hob

Upgrade your standard 60cm gas hob to a 5 burner gas hob, with cast iron pan supports and integrated ignition..

(CODE 203)



BOSCH
75cm Gas Hob

Upgrade to a Bosch 75cm, 5 burner gas hob with cast iron pan supports (in lieu of the standard 4 ring hob).

(CODE 204)



ZANUSSI
75cm Gas Hob

Upgrade to a Zanussi 75cm, 5 burner gas hob with cast iron pan supports (in lieu of the standard 4 ring hob).

(CODE 205)



INDESIT
60cm Gas on Glass Hob

Upgrade your standard gas hob to a gas on glass hob,

(CODE 206)



INDESIT
75cm Gas on Glass Hob

Upgrade to an Indesit 75cm 5 burner gas on glass hob (in lieu of the standard 4 ring hob).

(CODE 207)



INDESIT
60cm Ceramic/Induction Hob

Upgrade to an Indesit ceramic or Induction hob (in lieu of the standard 4 ring hob).

(CODE 208) Ceramic
(CODE 209) Induction

KITCHEN UPGRADE CHOICES




APPLIANCES

- SPLASHBACKS
- OVENS

Energy Efficiency Class Chart

Where A+++ is the most energy efficient and D the least energy efficient



Splashbacks



STAINLESS STEEL
90cm Splashback

Upgrade your 60cm stainless Steel splashback to a larger 90cm splashback to go with your larger hob

(CODE 301)



GLASS
60cm or 90 cm
Glass Splashback

Upgrade to a 60cm or 90cm glass splashback in Ebony, Pewter, Bride, Chalk White.

(CODE 302) 60cm
(CODE 302A) 90cm

Ovens



BOSCH
Single built in oven

Upgrade your standard single oven to a Bosch oven with 3D hot air and eco clean.

Energy Efficiency Rating A

(CODE 401)



ZANUSSI
Single built in oven

Upgrade to Zanussi single oven that has assisted cleaning and fan controlled defrosting.

Energy Efficiency Rating A

(CODE 402)



INDESIT
Double built in oven

Upgrade to a double oven with a main oven and a second oven and grill.

This price does not include housing, end panels and plinth/cornice

Energy Efficiency Rating A

(CODE 403)



BOSCH
Double built in oven

Upgrade to a Bosch double built in oven, with 3D hot air and eco clean direct.

This price does not include housing, end panels and plinth/cornice

Energy Efficiency Rating A

(CODE 404)



ZANUSSI
Double built in oven

Upgrade to a Zanussi double oven that has a capacity of 53 litres and assisted cleaning.

This price does not include housing, end panels and plinth/cornice

Energy Efficiency Rating A

(CODE 405)

KITCHEN UPGRADE CHOICES



APPLIANCES Integrated Fridge Freezer

- FRIDGE FREEZER
- DISHWASHERS
- WASHERS/DRYER

Energy Efficiency Class Chart

Where A+++ is the most energy efficient and D the least energy efficient



BOSCH
70/30 Fridge Freezer

Upgrade to a Bosch Fridge/Freezer with low frost function and a big box frozen food drawer.

Energy Efficiency Rating F
(CODE 501)



ZANUSSI
70/30 Fridge Freezer

Upgrade your Fridge/Freezer to a Zanussi large capacity Fridge/Freezer with LED Lighting.

Energy Efficiency Rating F
(CODE 502)



INDESIT
50/50 Integrated Fridge
Freezer

Upgrade your 70/30 Fridge/
Freezer to an Indesit 50/50
Fridge/Freezer with easy
defrosting technology.

Energy Efficiency Rating F

(CODE 503)



BOSCH
50/50 Integrated Fridge
Freezer

Upgrade to a Bosch 50/50
Fridge/Freezer with LED lights
and a big box frozen food drawer.

Energy Efficiency Rating F

(CODE 504)



ZANUSSI
50/50 Integrated Fridge
Freezer

Upgrade to a Zanussi 50/50
Fridge/Freezer with a low frost
function and LED lighting.

Energy Efficiency Rating F

(CODE 505)

Integrated Built Under Fridge or Freezer



INDESIT
Built under integrated Fridge

Upgrade to a built under fridge
with two adjustable shelves.

Energy Efficiency Rating F

(CODE 506)



BOSCH
Built under integrated Fridge

Upgrade to a Bosch built
under fridge with a Food
Freshness feature to keep fruit
and veg fresh.

Energy Efficiency Rating F

(CODE 507)





ZANUSSI
Built under integrated Fridge

Upgrade to the Zanussi opti space built under fridge for more storage and a full width vegetable drawer.

Energy Efficiency Rating F

(CODE 508)



INDESIT
Built under integrated Freezer

Upgrade to a built under freezer with adjustable temperature control and 2 drawers

Energy Efficiency Rating F

(CODE 509)



BOSCH
Built under integrated Freezer

Upgrade a Bosch freezer with 4 drawers and a fast freeze function.

Energy Efficiency Rating E

(CODE 510)



ZANUSSI
Built under integrated Freezer

Upgrade a Zanussi Freezer with fast freeze and low frost features.

Energy Efficiency Rating F

(CODE 511)



Integrated Dishwashers



BOSCH
Integrated 45cm Dishwasher

Upgrade to Bosch 45cm Dishwasher which is ideal for the smaller household.

Energy Efficiency Rating E

(CODE 601)



ZANUSSI
Integrated 45cm Dishwasher

Upgrade to the Zanussi 45cm smaller dishwasher with fast clean cycle.

Energy Efficiency Rating F

(CODE 602)



BOSCH
Integrated 60cm Dishwasher


Upgrade to the Bosch 60cm extremely quiet dishwasher with eco features.

Energy Efficiency Rating A+

(CODE 603)

Integrated Washer/Dryers

PLEASE NOTE the cost of the Washing Machine and Dryer does not include cost of fitting and appliance door. These costs will be obtained on application



ZANUSSI
Integrated 60cm Dishwasher

Upgrade to the Zanussi 60cm Airdry dishwasher, which is three times better for drying.

Energy Efficiency Rating A+

(CODE 604)



INDESIT
Integrated Washing Machine

With a 7kg drum capacity and a push and go programme.

Energy Efficiency Rating

(CODE 701)



CAPLE
Integrated Condenser Dryer

With sensor drying and reverse tumble action.

Energy Efficiency Rating

(CODE 702)

BATHROOM UPGRADE CHOICES



BATHROOM

- DUAL SHOWER HEAD
- TILES/METAL TRIMS
- MIRRORS

Dual Shower Head

The Triton Dene shower with a dual shower head is easy to use with a single control for flow and temperature. Thermostatic temperature control makes showering safer for all the family.

Upgrade to a dual shower head in chrome or black. Enjoy the greater coverage of a deluge showerhead and the practicality of a handshower.

(CODE 901)



Tiles

Complete your new dream bathroom by choosing to upgrade to half wall tiling in the cloak room, and full height wall tiling to the bathroom or ensuite. See page 8 for tile selection. Your Sales Advisor will also be able to help you select your tiles, we will then obtain a quote for the room/s you wish to upgrade.

The following tiles can be used as border tiles and are an extra cost.

Full Wall Tiling or Border Tiles (CODE 902)

You can upgrade your standard tiles to any of the following tiles. Your Sales Advisor will be able to show you samples and advise on costs.



Kaleido Nero

Kaleido Grigio

Kaleido Mandorla

Kaleido Cenere

Kaleido Bianco

Kaleido Cappuccino

Metal Trims

Upgrade the PVC trims in the standard range to metal trims. Price includes supply and fit per length of trim. Overall price dependant on quantity required.



Metal Trim Choices

Metal Flat Brushed Silver, Metal Flat Matt Silver, Metal Straight Silver, Metal Flat Celestial White, Metal Flat space Grey, Metal Flat Saturn Sand, Metal Flat Midnight Black, Metal Flat Asteroid Grey

Mirrors

Large Wall Mirrors

Complete your unique bathroom with a large mirror over the half wall tiling in the bathroom or the ensuite. If you would like to go with this option, your sales advisor will help with your choices.

(CODE 903)



BATHROOM UPGRADE CHOICES

BATHROOM

BLACK BATHROOM PACKAGE

Upgrade your bathroom package to include Black taps, a black dual shower head, a black rimmed shower screen, a black towel rail and matching accessories.



VANITY UNITS

Upgrade your bathroom package to include a vanity unit in a choice of colour with black or chrome handles. The vanity unit comes in a 500mm size for the cloakroom and 600mm size for the bathroom and ensuite.

PLEASE NOTE: Suitability dependant on room size. Handles will be either Black or Silver.



Finish options include:

- Matt White
- Matt Sand Beige
- Matt Quartz Grey
- Matt Griege
- Matt Carbon Grey
- Coffee Oak
- Natural Oak

Please refer to samples on site.

LIVING SPACE CHOICES



INTERNAL DOORS

- OAK DOORS
- HANDLES

Internal Oak Doors

Upgrade your standard white 5 vertical panel door to an Oak 5 vertical panel door finished with Osmo Oil and lever on round rose polished chrome handles (as below).

(CODE 10,001)

Handles

Your standard and upgraded Oak doors come with a lever on round rose polished chrome handle and is included in the price. No upgrades available.



LIVING SPACE CHOICES



FLOORING

- KARNDEAN
- LUVANTO
- VINYL
- CARPET



We want to make sure you get the very best start with your Langridge Home, so you can just move in and get on with enjoying your new home.

To make sure everything goes smoothly, we've got all your flooring needs covered. So whether you're looking for carpet, vinyl or Karndean we've got everything you need for every room in your home.

Let us help ease the stress, so you can move into your new home confident that all your flooring is beautifully fitted, meaning there's no need for you to cut or re-fit doors and skirting boards. Just move in and relax knowing it's all covered.

Please note: Please see your Sales Advisor for colour samples for carpet, vinyl and Karndean. All images are for illustrative purposes only. Products may differ from those described or illustrated. Langridge reserve the right to alter specification without prior notice. Prices are subject to change. All prices include VAT where applicable.



Karndean

Karndean is a luxury vinyl flooring product.

In stunning wood and truly realistic stone effects, our range of easy maintenance Karndean flooring allows you to see the grains, grooves and knots just like the real thing.

Karndean can be fitted straight lay or herringbone style. There is an extra cost for laying Karndean in the herringbone style.

Luvanto

Luvanto flooring is a premium vinyl floor product.

This product can only be fitted straight lay.

Please see your Sales Advisor for more information on the ranges available.



Vinyl

Vinyl flooring (to any room). Fully fitted to the room of your choice in a selection of colours and patterns.

Durable and water-resistant, vinyl comes in many colours and styles that will match just about any room. It's a great flooring option for bathrooms and en-suites.

Please see your Sales Advisor for more information on the ranges available.



Carpets

Carpets (to any room). Modern life makes greater demands on the carpets in your home. Today's busy lifestyles need a carpet that not only looks good - but performs under the most arduous conditions.

Our fantastic ranges include:

- . Apollo
- . Hatton Twist Delux/ Supreme

Please see your Sales Advisor for more information on the ranges available.



BEDROOM CHOICES



WARDROBES

- HINGED DOOR WARDROBES
- GLIDE SLIDING WARDROBES

Hinged Front Frame

A selection of hinged front framed wardrobes are available to upgrade to. This presents an ultra-contemporary design style suitable for the modern home.

The high gloss finishes in the Solar range reflect light back into the room creating the feeling of space. The colours available in this range are Gloss Cashmere, Gloss Platinum and Gloss White.

Your Sales Advisor will be able to help you with your choices.

Handles

There are a number of different handles to choose from for the hinged front frame wardrobes.



Large D Polished Chrome Handle



Square Chrome Bar Handle



Vote Inox Knob



Natural Iron Fluted Knob & Backplate



Glide Sliding Wardrobes

Glide sliding wardrobes are available in a wide range of colour options and styles. The sliding doors are supplied with a minimalist frame and provide ample storage space for those much needed items. The design reflects urban living at its best.

The Solar range wardrobes are available in a wide range of finishes that include reflective gloss to smoke glass. The Silver Mirror gives the illusion of space within the room.

Colours include:- Gloss Cashmere, Gloss Platinum, Gloss White, Silver Mirror and Smoked Mirror.

Your Sales Advisor will be able to help you with your choices.

The surrounds on the Silver Mirror and Smoked Mirror upgrades come in a number of colours and includes: gloss white, gloss cashmere or gloss platinum.



LIVING SPACE CHOICES



ELECTRICAL

- **ADDITIONAL TELEPHONE AND TV POINTS**
- **SWITCH & SOCKET UPGRADES**

Telephone & TV Points

Add an additional telephone point in White.

(CODE 11,001)

Add an additional TV point in white.

(CODE 11,002)

Add internet point
(CODE 11,002A)

32

Switch & Socket Upgrades

Add an additional single or twin socket

(CODE 11,003)

Add an additional Single or twin USB Socket

(CODE 11,004)

Add an external socket to house wall

(CODE 11,005)

Upgrade sockets and switches to a Chrome finish

(CODE 11,006)

Re-location of 5 or more standard electrics

(CODE 11,007)

Fused Spur/Appliance Spur

(CODE 11,008)

LIVING SPACE CHOICES



LIGHTING

- GENERAL LIGHTING
- EXTERNAL LIGHTING
- PLINTH LIGHTING



General lighting

Add an additional pendant light on existing switch. For 1 way/2 way switch price is on application.

(CODE 12,001)

Add wiring only for internal/external light fitting on existing switch. For 1 way/2 way switch price is on application.

(CODE 12,002)

Add a baton loft light and switch to loft or landing

(CODE 12,003)

Add an additional LED recessed light (spotlight) on existing switch.

(CODE 12,004)

Add an additional LED recessed light (spotlight) on 1 way/2 way switch price is on application.



External lighting

Add a LED 20 watt floodlight with integral photocell and PIR sensor with a local internal switch.

(CODE 13,001)

Add a Chrome up and down tube with PIR sensor to include local internal switch.

(CODE 13,002)

Add half coach light with integral photocell and PIR sensor in black or white includes local internal switch.

(CODE 13,003)

Plinth lighting

Add a string of up to 10 no. LED plinth lights with local switch. Price for supply and fit

(CODE 13,004)



LIVING SPACE CHOICES



PLUMBING

- **EXTERNAL TAPS**
- **CHROME TOWEL WARMERS (CODE 14,001)**

External Taps

Add an additional external tap adjacent to kitchen or utility sink.

Add an additional external tap in a remote location

(CODE 14,002)

Add cold water to internal garage

(CODE 14,003)

Add hot and cold water to internal garage

(CODE 14,004)

Chrome Towel Warmers

Add a chrome, white or black towel warmer to the Cloak room

(CODE 14,005)



LANGRIDGE — HOMES —

The earlier you reserve, the greater the choice.

We'll always try and accommodate the Choices you want; however, it's worth remembering that the earlier you reserve your home in the build stage, the more choices you'll have available.

All images and reference numbers in this brochure are correct at the time of going to print. They may be subject to change without prior notice. Products may differ from those described or illustrated.

Langridge Homes reserve the right to alter specification without prior notice.

Prices are subject to change. Availability of all items are subject to stage of construction.

All prices include VAT at the prevailing rate, where applicable.

Sales@Langridgehomes.com Tel: 0115 9626626